

Westwood - Stage 4

Fencing Manual.



You're home.

Faringdon
Rolleston



Introduction

Westwood Faringdon will include a range of landscape features supplied by the Developer. These will include walls, privacy fencing, gates and planting.

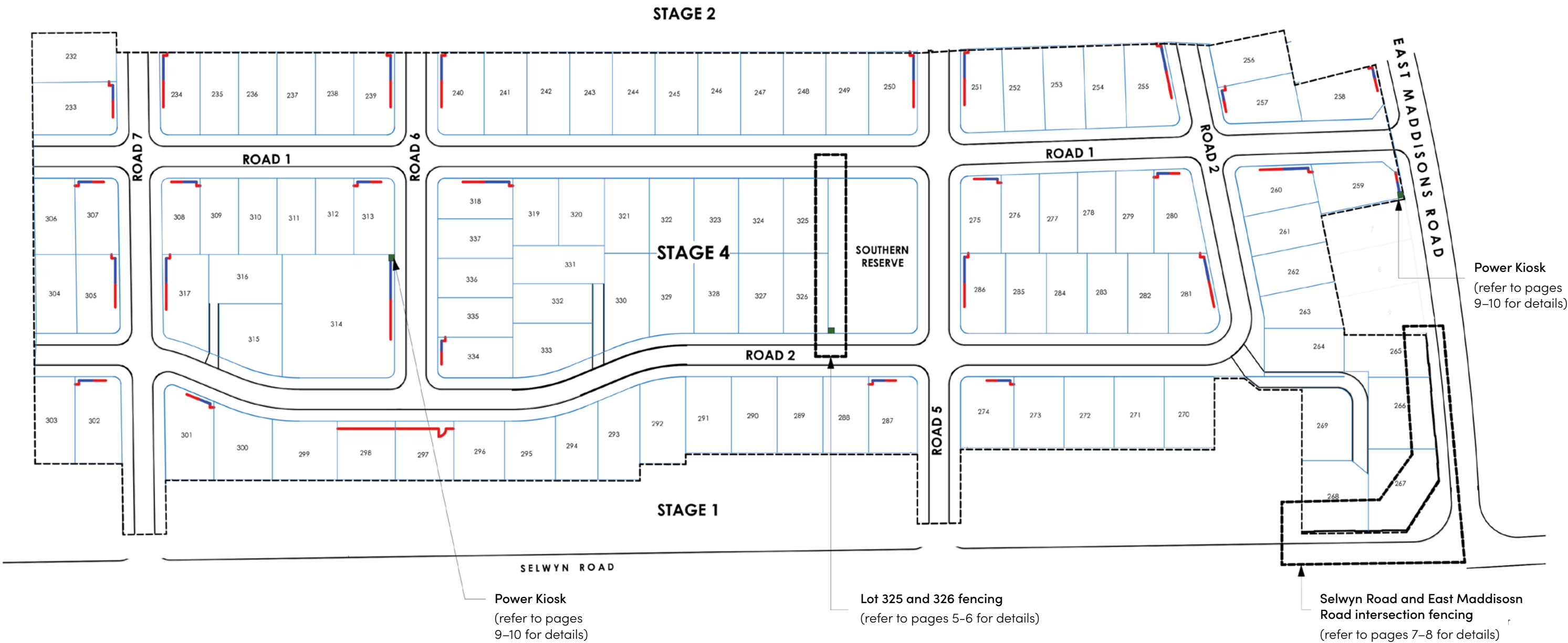
This Fencing Manual has been provided to clearly show the landscape features that will be provided on each lot within Westwood, Faringdon.

Please refer to the Faringdon Construction Manual for further information on fencing options not supplied by the Developer.

Contents

Stage 4 Masterplan - Fencing Plan	3
Reserve - Boundary Fencing	5
Selwyn Rd & East Maddions Rd Intersection - Lot Boundary Treatment	7
Typical Corner Section Plan	9

The fencing and landscape features set out in this manual reflect Hughes Development’s intentions regarding developer constructed fencing as at the date of publication. Hughes Developments may make such variations, amendments and additions to this manual as are required by any territorial or statutory authority, or which (in the opinion of Hughes Developments) will enhance the visual appeal of the Faringdon subdivision.



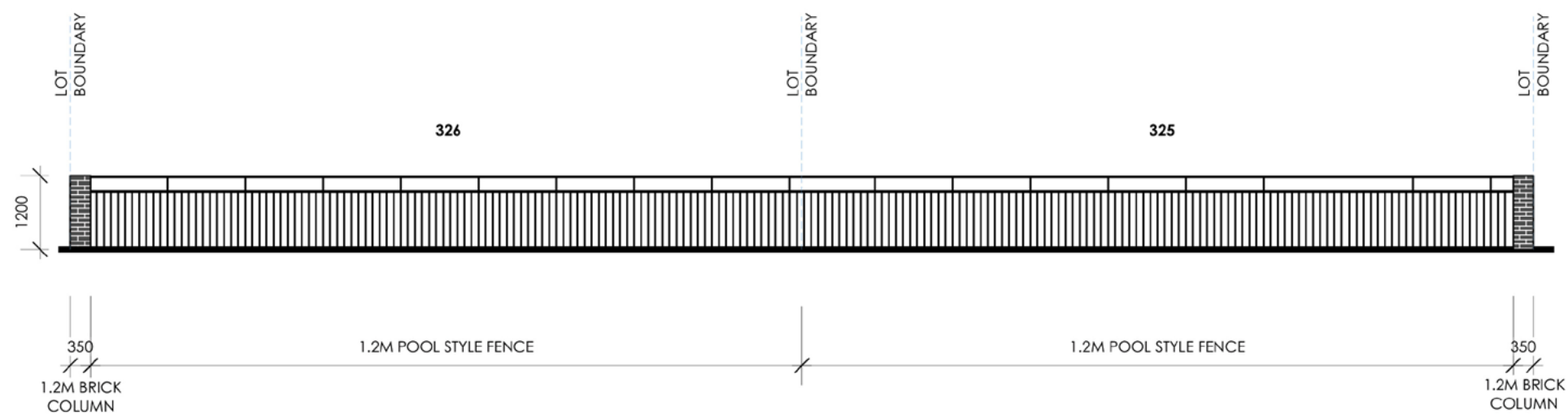
LEGEND

- LOT BOUNDARIES
- 1.8M COLOUR PANEL FENCE
- 1.8M HIGH POOL STYLE FENCE
- POWER KIOSK


Note: For fencing to corner Lots refer to pages 9-10



NORTHERN AND SOUTHERN RESERVE - TYPICAL BOUNDARY FENCING - ELEVATION 1:100



MATERIAL PALETTE



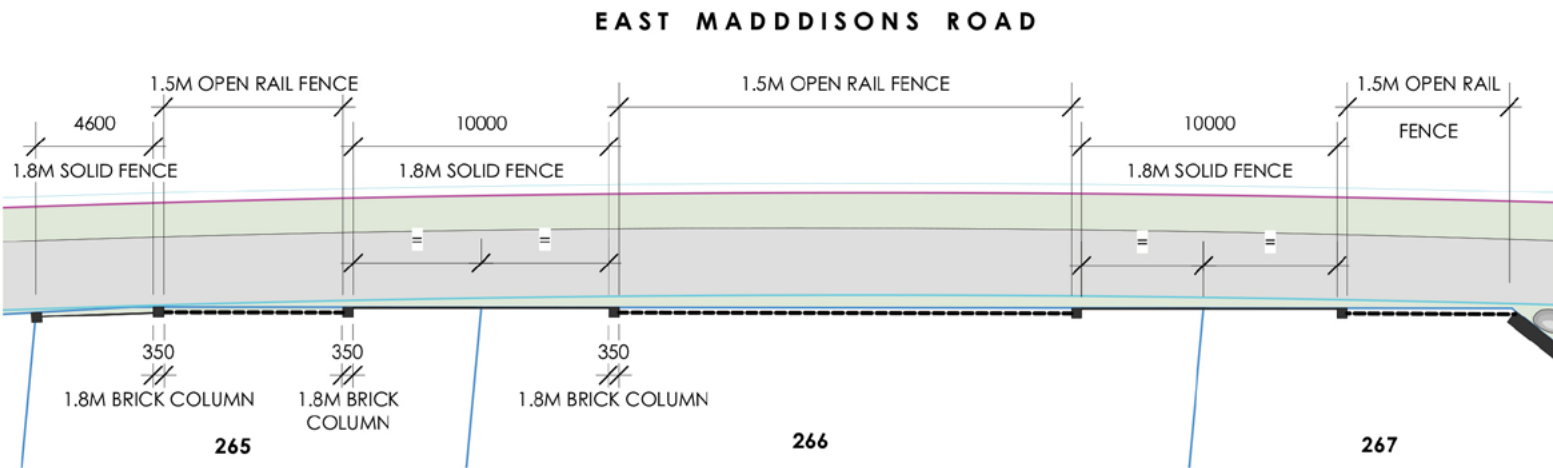


MATERIAL PALETTE

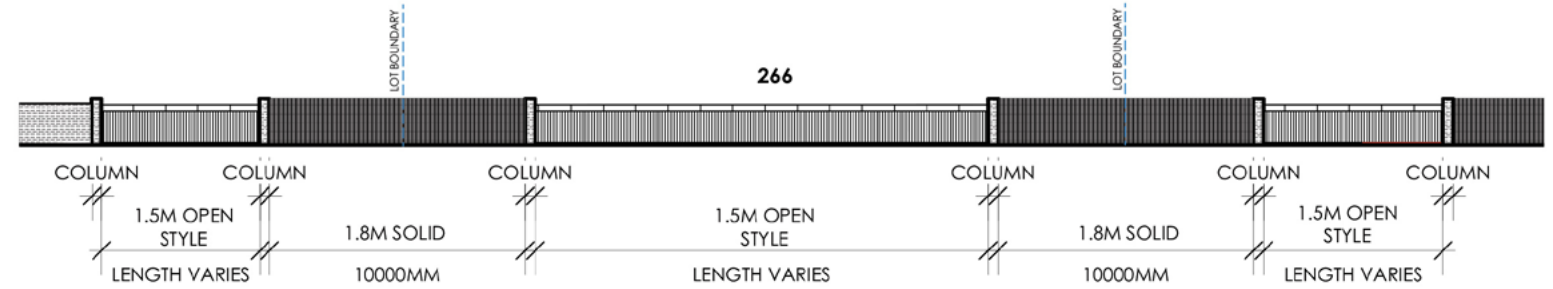


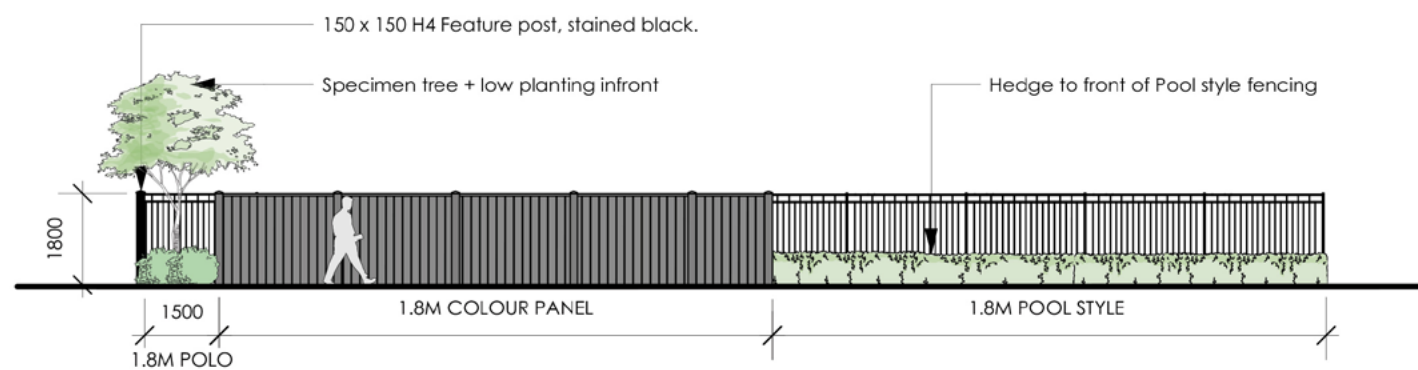
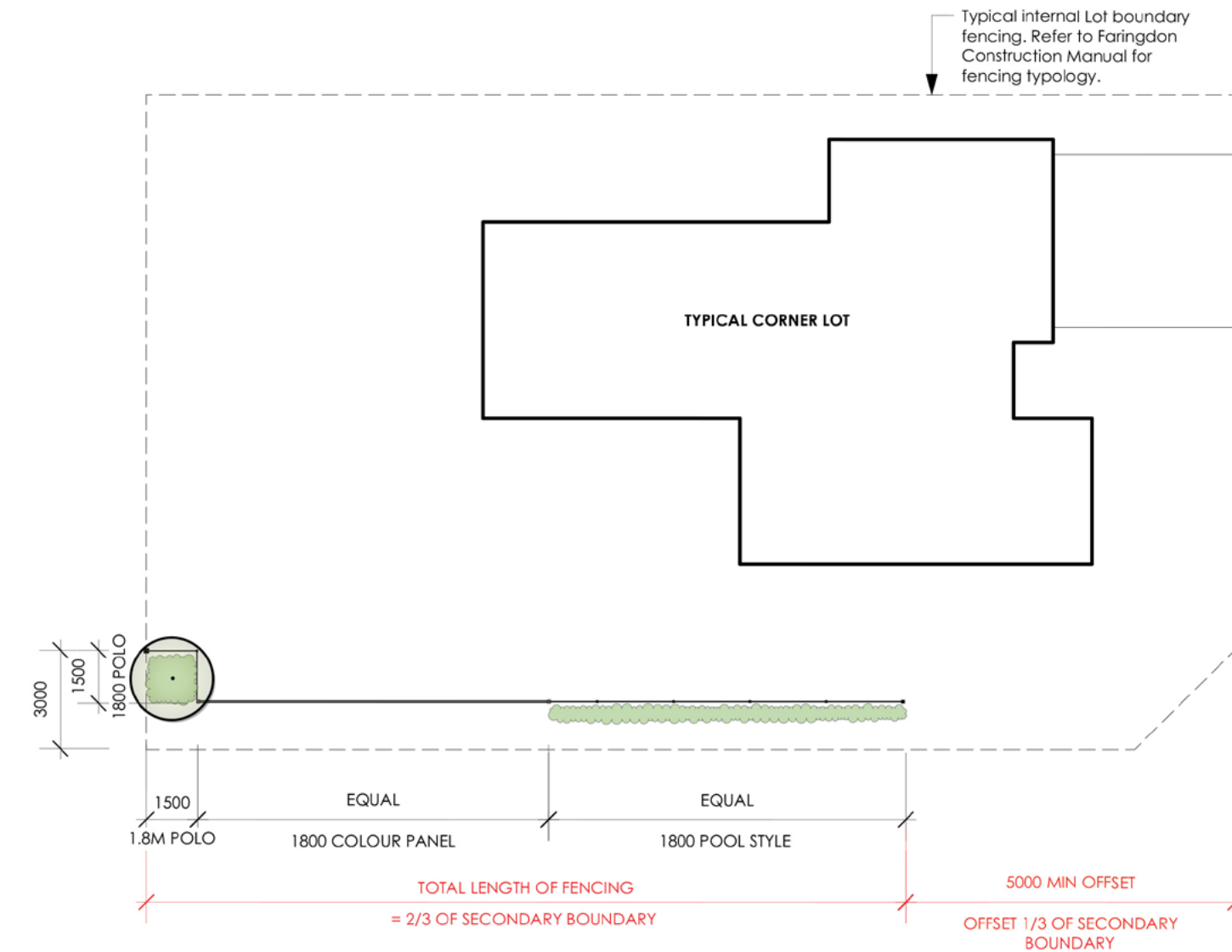
1.8m High brick columns and solid fencing with 1.5m high pool style fencing to Lot frontages.
NOTE: 1.8m high solid timber fencing shall be in the style of Typical Privacy Fence (Option B in the Faringdon Fencing Manual)

LOT BOUNDARY TREATMENTS - TYPICAL PLAN 1:300



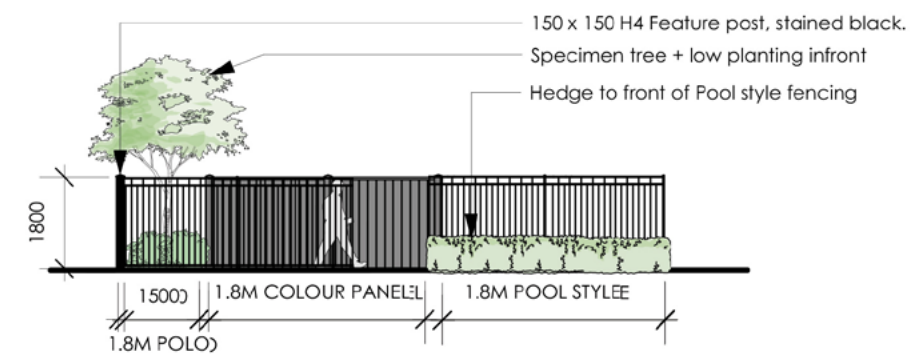
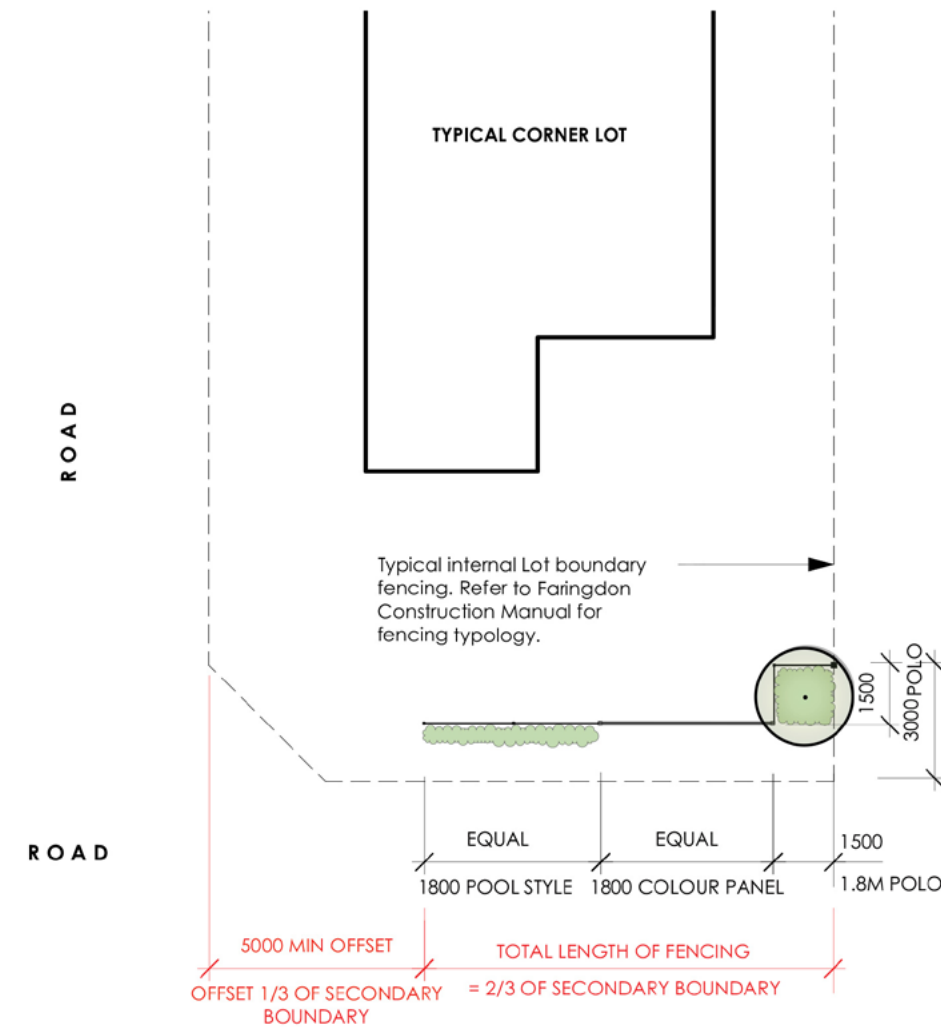
LOT BOUNDARY TREATMENTS - TYPICAL ELEVATION 1:300





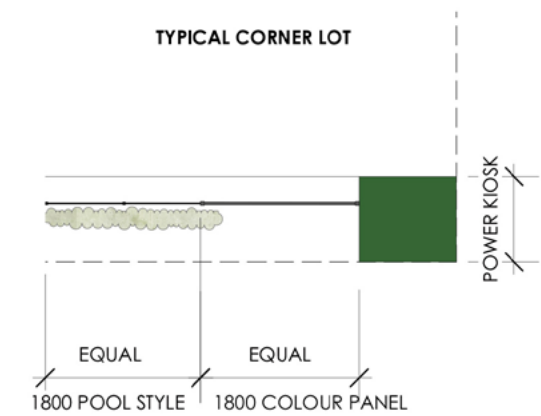
ELEVATION 1:150

TYPICAL EXAMPLE 1 - BASED ON A SECONDARY BOUNDARY OF 30M IN LENGTH



ELEVATION 1:150

TYPICAL EXAMPLE 2 - BASED ON A SECONDARY BOUNDARY OF 13M IN LENGTH



NOTE: When power kiosk is within typical corner section remove specimen tree and fencing for power kiosk.

MATERIALS



1.8M HIGH POOL STYLE FENCE (ALUMINIUM)



1.8M HIGH AU PREFINISHED COLOURED STEEL PANEL IN 'MONUMENT' COLOUR.

Notes

This image shows a full page of blank, lined paper. It features approximately 20 evenly spaced horizontal grey lines across the entire width of the page, providing a guide for writing. The background is a solid off-white color.This image shows a full page of blank handwriting practice paper. It features multiple sets of horizontal lines, each consisting of three parallel lines: two outer lines defining the height of the letters and a central dashed midline. These sets are repeated vertically down the entire page, providing a guide for letter formation and alignment. The background is white, and the lines are printed in a light gray or blue color.

Notes

This image shows a full page of blank, lined paper. It features approximately 28 horizontal blue or grey lines spaced evenly apart, typical of notebook paper. The lines extend across the entire width of the page, leaving small margins at the top and bottom. There are no vertical lines, text, or other markings on the page.[illegible]

